















PCMS-CA-URAN



OptaSense













BY AREA

POWER UNIT









## Ams Nettech Feature Focus

- A** Adjustable Mounting Rails (4) with Easy-View Depth Index
- B** Toolless Mounting Rails (2) with Easy-View Depth Index
- C** Roof Panel (Removable)
- D** Front Door (Lockable/Removable/Reversible)
- E** Split Rear Doors (Lockable/Removable)
- F** Modular Side Panels (Lockable/Removable)
- G** Baying Tabs (2)
- H** Heavy-Duty Casters (4) & Levelers (4)
- I** Convenient Grounding System
- J** Stabilizing Brackets (2)




Ams Nettech Has the policy of continuous improvement

Product features are subject to change without notice. Photos and illustrations may differ slightly from actual products.



# Ams Nettech Feature Focus

- A** Adjustable Mounting Rails (4) with Easy-View Depth Index
- B** Toolless Vertical Mounting for PDUs/Cable Managers
- C** Roof Panel (Removable)
- D** Front Door (Lockable/Removable)
- E** Split Rear Doors (Lockable/Removable)
- F** Modular Side Panels (Lockable/Removable)
- G** Baying Tabs
- H** Heavy-Duty Casters (4) and Levelers (4)
- I** Convenient Grounding System
- J** Stabilizing Brackets (2)





## Ams Nettech Feature Focus

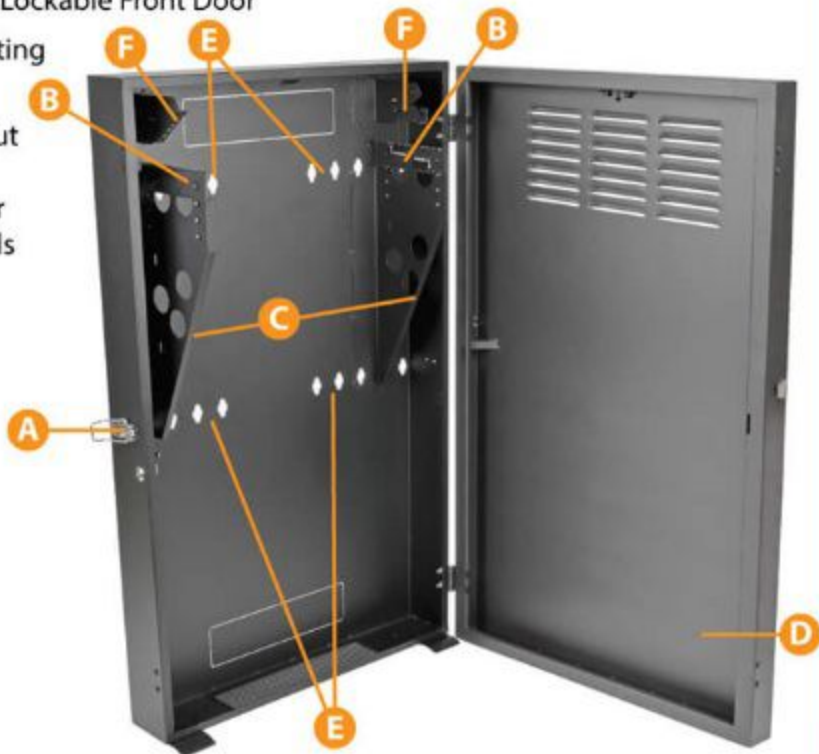
- A** Roof Panel with Drip-Resistant Cap
- B** Front Door with Dust-Resistant Gasket (Lockable)
- C** Dust Filters (On Interior Front Door)
- D** Rear Door with Dust-Resistant Gasket (Lockable)
- E** Ventilation Fan Inputs (On Interior Rear Door)
- F** Modular Side Panels (Lockable/Removable)
- G** Adjustable Mounting Rails with Easy-View Depth Index
- H** Dust and Drip-Resistant Cable Ports
- I** Seismic Stabilizing Brackets
- J** Heavy-Duty Casters (4) and Levelers (4)





## Feature Focus: SRWF2U36

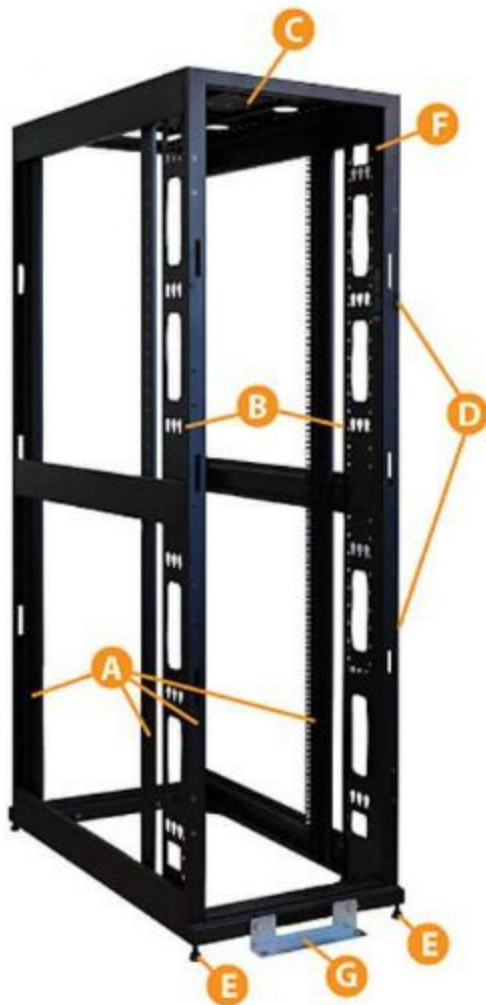
- A** Door Latch (Accommodates Padlock for Added Security)
- B** Horizontal Mounting Rails
- C** 2U Vertical Mounting Brackets
- D** Reversible, Lockable Front Door
- E** Wall-Mounting Holes
- F** 1U Slide-Out Mounting Brackets for Patch Panels





## Ams Nettech Feature Focus

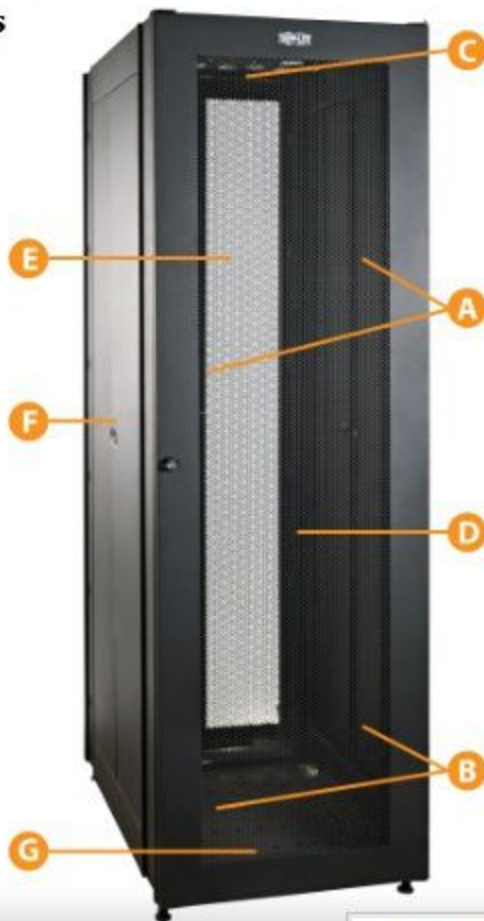
- A** Adjustable Mounting Rails (4) with Easy-View Depth Index
  - B** Toolless Vertical Mounting for PDUs/Cable Managers
  - C** Roof Panel (Removable)
  - D** Baying Tabs (2)
  - E** Levelers (4)
  - F** Convenient Grounding System
  - G** Stabilizing Bracket
- Not Shown: Preinstalled Casters





## Ams Nettech Feature Focus

- A** Adjustable Mounting Rails (4)  
with Easy-View Depth Index
- B** Toolless Mounting Brackets (4)  
(Button Mount)
- C** Roof Panel with Cable Ports  
(Removable)
- D** Front Door  
(Lockable/Removable)
- E** Rear Door  
(Lockable/Removable)
- F** Full-Length Side Panels (2)  
(Lockable/Removable)
- G** Bottom Panel with Cable Ports





## Ams Nettech Feature Focus

**A** Locking, Removable,  
Ventilated Side Panels

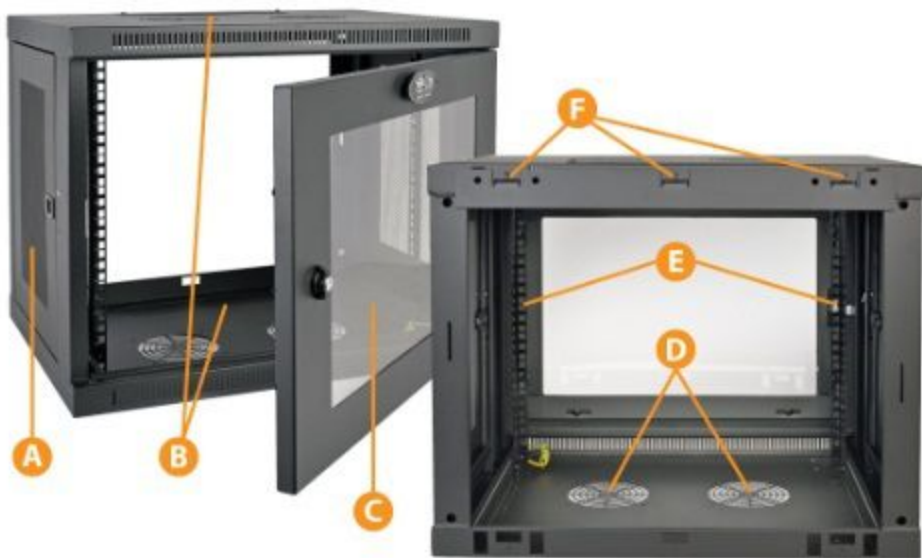
**B** Cable Access Ports

**C** Locking, Reversible Front Door  
with Plexiglass Insert

**D** Vented Top and Bottom Panels

**E** Adjustable Mounting Rails

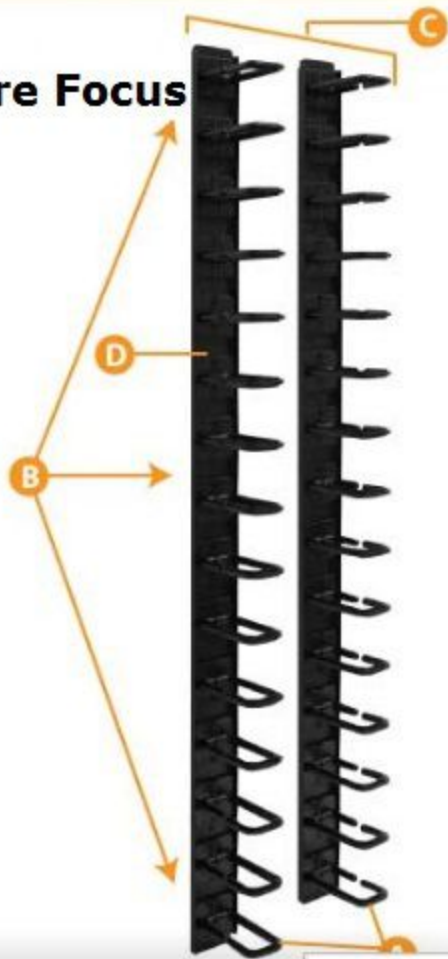
**F** Mounting Notches





## Ams Nettech Feature Focus

- A** Cable Rings
- B** Toolless Mounting Buttons
- C** Two-Piece Design
- D** Steel Construction



## Ams Nettech Feature Focus

- A** Adjustable Equipped Mounting Rails (4) with Easy-View Depth Index
- B** Toolless Accessory Mounting Rails (2) for PDUs/Cable Managers
- C** Roof Panel (Removable)
- D** Front Door (Lockable/Removable/Reversible)
- E** Split Rear Doors (Lockable/Removable)
- F** Baying Tabs (2)
- G** Heavy-Duty Casters (4) & Levelers (4)
- H** Convenient Grounding System
- I** Stabilizing Brackets (2)

